

Automatic installation

1) You will find the following files included with your ***Frontlets*** package:

FRONTLET.SCR
FRONTLET.KJV
FRONTLET.NIV
FRONTLET.HLP
INSTALL.EXE
INSTALL.INF

If any of these files are missing, then your installation may fail. Contact the source from which you obtained ***Frontlets*** and notify them of the problem.

2) To install Frontlets, you must run the INSTALL.EXE program. This can be accomplished several ways.

- From File Manger or Win95 Explorer, locate the INSTALL.EXE program, then double-click it to run the program.

- From Program Manager, select "File | Run " from the Main Menu, then type "c:\mydir\INSTALL" (exclude quotes, and replace c:\mydir\ with the actual subdirectory where the files are located).

- From Windows 95's "Start" button, choose "Run". Then type "INSTALL" (and the path if necessary. The "path" is the location of INSTALL.EXE file on your disk drive.)

3) The INSTALL program will copy the necessary files to your Windows directory.

4) Once the INSTALL program is complete, you may wish to delete the following files from the installation directory or disk:

INSTALL.EXE
INSTALL.INF

5) You must then use the Windows Control Panel to select this newly installed **Frontlets** screen saver.

Acts of the Apostles

An interactive Bible atlas and quiz based on the New Testament book of Acts. Visually follow the journeys of the 1st century apostles as you read each chapter on the screen. Maps can be printed out. Quizzes are available to test one's knowledge as you progress. An excellent learning tool for serious Bible students.

A Bible Companion

An electronic Bible handbook. A handy and informative Bible study tool containing: 1) daily Bible reading plan - using this plan for one year will take the reader through the entire Bible. The reading plan can be printed to bookmarkers. 2) Charts - weights and measures, Solomon's temple, the Tabernacle in the wilderness, 3) Maps of the Holy Land and Mediterranean (with city/ region word search), 4) Dictionary of archaic/difficult KJV words, 5) Poetry & riddles, 6) Many articles on Bible study, translations, and hermeneutics + more...

Bible Crossword Puzzles

What's the six letter word for the name of a Christian prophet who forewarned of a great famine in the days of Paul?

What's a four letter word by which the city of Jerusalem has been known by?

Now you can SOLVE electronic crossword puzzles on your computer interactively! Many puzzles have been included for your enjoyment. All clues are related to the Bible. Includes references to the King James version. Features include: Answer peek, save your work to disk for later retrieval, help screens. A fun way to increase your knowledge of the Bible.

Frontlets (for DOS)

FRONTLETS is an inspirational memory resident program (TSR) that can be popped-up any time over any DOS based text program. Also functions as an attractive screen saver. After a user specified time interval of keyboard inactivity, FRONTLETS will pop-up on your screen, and then alternates a different Bible verse every ten seconds until interrupted by keyboard activity. Verses are displayed in very LARGE letters, making this an eye-catcher and nice witnessing tool.

Gospel Parallels

Any Bible student who studies the Gospels knows how valuable a cross reference can be. GOSPEL PARALLELS goes beyond a typical cross reference. By displaying the 4 books of Matthew, Mark, Luke and John side by side, you can find any matching parallel passages in any of the books at the press of one key! KJV. Features include: 1) chronological index, 2) table of parallel passages (handy for printing), 3) word search, 4) cut/paste text to internal full screen editor for printing or saving to disk, 5) VGA maps

The Grape Vine

THE GRAPE VINE is a delightfully challenging, graphical Bible word game. Very similar in play to "Wheel Of Fortune" and "Hangman", but now with a new twist! Uncover the missing letters to a Bible verse or phrase before the grapes turn to raisins! 3 skill levels, makes the program suitable even for children. Play against the clock. Colorful, clean, educational program for the whole family.

Here A Little, There A Little...

Here A Little, There A Little... is a Tetris style Bible word game

that requires quick thinking and action. The player must position the falling words into a Bible verse before time expires. 2 skills levels available. Attractive VGA graphics. Challenging, fun, educational.

Hebrew Flashcards

HEBREW FLASHCARDS was written for the beginning student desiring to learn the Hebrew language. Learn the order of the Hebrew alphabet, simple word definitions, English transliterations, and where applicable Strong's concordance numbers, are available to the user within this program. Interactive, on-screen quizzes are also available. Hebrew letters are displayed in large graphic characters.

King James Dictionary *(for Windows)*

How many of the following words do you know? avouch; bruit; collop; durst; emerods; firkin; gainsay; habergeon... That's what we thought! Not so easy is it? These are just a few among hundreds of obscure words found in the King James translation of the Bible.

King James Dictionary is a dictionary containing many of the archaic, obscure words found in the Authorized Version (aka 'King James Version') of the Bible.

Includes over 800 definitions, from "Anon" to "Wist".

Each word is accompanied with a definition and Bible verse showing the context of how the word is used.

This is a handy, useful resource for Bible students that will assist you in understanding the Bible better.

KJVocabulary

KJVocabulary is a King James Bible quiz and dictionary.

Is the King James Version full of hard to understand, archaic words? Through a quiz format you can learn the meaning of all those tough Bible words, like "concupiscence," "greaves" and "wist". Or you can go directly to a handy on-line dictionary. The entire dictionary can be printed out for use with your Bible reading. An interesting and fun way to increase one's knowledge of this classic Bible translation. Included are several essays on the history and background of the King James Version, and its importance in the modern age.

The Proverbs of Solomon

The Proverbs of Solomon is a menu-driven program that tests and increases one's knowledge of the Old Testament book of Proverbs. The program features 2 different interactive quizzes that challenge your memory: 1) match proverbial couplets together, 2) fill in the blanks. Also included are numerous textual commentaries (resource notes). Also includes the complete text to all 31 chapters for easy viewing. Educational and challenging

Questions from the Bible

QUESTIONS FROM THE BIBLE is an in-depth storehouse of questions gathered from the Old and New Testaments. Thousands of interesting facts are presented as questions in a quiz-like environment, prompting the user for the correct answers. The questions are grouped into dozens of categories, from "Word meanings" to "Geography of the Bible". The DELUXE VERSION (available upon registration) allows the user to add, modify or delete the existing questions, and even create new categories.

[Return back to previous page](#)

Address your email to:

Philip P. Kapusta

shareware@aol.com

74170.3550@compuserve.com

Frontlets for Windows

"Therefore shall ye lay up these My words in your heart and in your soul, and bind them for a sign upon your hand, that they may be as frontlets between your eyes" (Deuteronomy 11:18)

[What is Frontlets?](#)

[Installation - Step by step](#)

[Frequently asked questions](#)

[How to register this program](#)

[Contacting us](#)

[Other software available](#)

Control Panel

If the installation has been successful you still must manually select your new ***Frontlets*** screen saver from the Windows Control Panel.

To continue with this last step, choose the version of Windows you are using by clicking the appropriate Control Panel icon below:

If you are installing Frontlets to Windows 3.1x: 

If you are installing Frontlets to Windows 95: 

[Return to Main Menu](#)

When the Control Panel window opens, locate the "Desktop" icon, and double click on it.



[Click here to continue...](#)

Big Math Attack!

BIG MATH ATTACK! is a colorful, graphic program that tests your math solving, spelling, typing and metric conversions skills in a fun arcade environment. Several skill levels are available that makes this program suitable for both children and adults. Top scores in each category are recorded to track one's progress.

The objective of the game is to protect your city from falling meteorites. The only defense that you have is to fire missiles at the descending meteorites. Problems fall from the sky at increasing frequency and must be solved before they pummel your town into dust.

Don't let the program name fool you...this program tests typing skills (like Letterfall) AND spelling words. You can even add custom spelling word lists and make the falling meteorites turn into spelling words.

Crayon Box

Crayon Box is a collection of fun activities and educational tools for young children. This one program features a coloring book with over 450 colors/patterns, drawing tools, and spiral designs.

On the educational side...Crayon Box features + - / and x drills with large, easy to see numbers, at 10 skill levels.

Also included is a color recognition and counting game, and a USA game that prompts the user to identify a state or capital on a color map. Along with a Concentration type memory game where you find matching pairs. Lotsa music and a player piano keyboard where your young Beethovens can practice their music skills.

This collection will keep your young ones busy for hours! Fun,

educational, and easy to use.

Create A Quiz

Create A Quiz allows you to generate your own on-screen interactive quizzes. Supports multiple choice and fill in the blank style tests. Quizzes can also be printed out for use in conventional pencil/paper tests, however its specialty is "on-screen" quizzing. If you have ever wanted to create your own trivia games, or in-house training, Create A Quiz makes your job easier. Point and shoot menu interface, mouse support. Great also for home schooling parents. Comes with sample quizzes to test your knowledge of plants, animals, math, capitols, and more.

The quizzes are graded automatically as the user takes a quiz behind a computer. Yes, your very own on-line, interactive teaching tutor! Dozens of different configuration options allow you to customize each quiz to your specifications. Supports 16-color .PCX images. Even functions as an online "survey" - prompting user for input and logging results to disk.

Very flexible, easy to use, and can be used in many different settings.

Crossword Challenge

Now you can SOLVE electronic crossword puzzles on your computer interactively! Many puzzles have already been included for your enjoyment. Features include: Answer peek, save your work to disk for later retrieval, help screens. A fun way to increase your vocabulary. A cruciverbalist's delight.

Lil' Picasso

LIL' PICASSO is a coloring and creativity package for children. Your children will spend hours coloring the pre-drawn pictures

with a paintbrush of over 300 colors and patterns. Children can also choose from a variety of drawing tools to create their own masterpieces. Fun, simple to use. Colorful point and click icons make understanding the interface easy (ideal for little children who can't read yet). Artwork can be saved to disk or printed.

Show 'N Spell

SHOW 'N SPELL is a high-resolution graphic spelling bee for children (and adults?).

Over a thousand different large 2" graphic images appear for the user to spell correctly. For example, first a picture of a horse will appear, and then the program prompts the user to correctly spell the object before continuing on to the next picture. Options include: Playing against the clock; 3 different skill levels (beginner, intermediate and advanced); "Top 10" score board records best work;

Customized word lists can also be created and imported into the program. Words from such lists then can be displayed in flashcard method, or for fun, scramble each word and have the user try to unscramble the letters to find the original.

Supports mouse for those who may be physically impaired and unable to type.

A fun yet educational program.

[Return to previous page](#)

Frequently asked questions

Q: Do you have available any other Bible verse translations?

A: Starting with version 2.0, Frontlets ships with two Bible translations: The King James (AV) and the New International Version (NIV). If some charitable soul would be interested in providing the blood, sweat and labor to create alternative translation Bible verse files, please [contact the author by email](#) to volunteer your services.

Q: A friend of mine does not have Windows. Is Frontlets available for MS-DOS?

A: Yes, we do have a MS-DOS version of Frontlets. You may obtain an evaluation copy from one of the following sources:

Internet: <http://members.aol.com/shareware/religion.htm>
(requires a Web browser)

America Online: Use keyword ***SOFTWORD***

Q: Is Frontlets free?

A: Frontlets is shareware. Shareware is NOT freeware. Shareware is a "try before you buy" software marketing concept that allows the user to obtain fully functional copies of programs for evaluation. The distribution and copying fee that you may have paid to obtain this disk does not cover the cost of the software contained on this disk. Shareware programs such as the one that you have obtained require separate payment to the author if it is found to be a useful product and if it is used beyond a reasonable evaluation period.

Q: How do I slow the verses down? They change too quickly for me to read.

A: When you install Frontlets using the INSTALL utility you will find a "Configuration options" icon added to your Program Manager or program group. Simply double click on this icon to access many of the options that allow you to customize Frontlets. When the "Frontlets options" window appears, click on the "Configuration" button. The next window that appears will allow you to change the frequency of the verses, the size of the fonts, the screen background color, and more.

Q: How do I uninstall Frontlets?

A: Frontlets may not be for everyone, therefore it is possible that you may wish to remove the program from your hard disk drive. To delete Frontlets in its entirety, simply delete the following files from your \WINDOWS directory:

FRONTLET.SCR
FRONTLET.KJV
FRONTLET.NIV
FRONTLET.HLP
FRONTLET.INI
FRONT_GO.EXE
FRONTCFG.EXE

Q: After I installed Frontlets I have not been able to control the power saver features of my monitor.

A: You will NOT be able to use your power management feature with Frontlets. You will have to choose one or the other. Your power management feature is actually activated by another screen saver file, therefore you cannot have two screen savers active at the same time.

Q: I would like to give Frontlets as a gift to some of my friends. Do you offer a discount for multiple quantity purchases?

A: Yes, the more copies you purchase, the lower the registration fee. If you wish to purchase one additional copy for a friend, add \$8.00. If you have lots of friends, each extra copy of the program costs only \$7.00. For example, if you want to register a copy for yourself PLUS two copies for two friends, the total cost would be \$12 + \$7 + \$7 = \$26.00. These prices are only available when mailing your registration directly to the author. You must also include the complete names and addresses for each friend for licensing purposes. All disks, however, will be mailed to just one address.

Q: Can I add my own verses to Frontlets?

A: No, you are not able to add new verses to Frontlets. Attempting to do so will corrupt Frontlets and cause it to become non-functional. We hope to add a feature in a future version of Frontlets that allows you to add your own favorite Bible verses. For now, however, there is no way to do this.

Q: How many Bible verses come with the registered version compared to the unregistered version?

A: The registered version has over 400 verses for each Bible translation (i.e., the KJV has 400, the NIV has 400, etc.) compared to only 60 verses for the unregistered version.

Q: Frontlets is fantastic! How can I obtain a registered copy as soon as possible? I'm in a hurry and just have to have it now!

A: Well, shucks.... Thanks for the kudos. The fastest way to obtain Frontlets would be to register through one of the following channels:

1) The Public Software Library - Call toll-free (800) 242-4PSL, 713-524-6394 or by FAX to 713-524-6398. State that you want to register **Frontlets** by Philip Kapusta or mention program ID # 14839. You can use a major credit card to place your order.

PsL can take orders from 7:00 a.m. to 6:00 p.m. CST Monday-Thursday and 7:00 a.m. to 12:30 p.m. on Friday. A disk will then be sent to you within 48 hours.

Note: Unfortunately PsL charges an additional \$5.00 for this service, so the registration fee increases from \$12.00 to \$17.00.

2) American Express credit cards (only) are accepted by calling: (540) 371-5746 during weekday evenings or all day Saturday. A disk will then be sent to you within 24 hours.

3) CompuServe: Type SWREG as a GO word and register program # 10747. CompuServe will charge the program to your monthly membership bill. A disk will then be sent to you within 48 hours.

Note: Unfortunately CompuServe adds an extra 15% to the registration fee to cover administrative overhead. The price therefore increases to \$13.75.

If you are NOT in a hurry, registrations can be sent by regular mail to our street address. Turn around is approximate 3 weeks.

Frontlets for Windows

Copyright 1996 by Philip P. Kapusta, All rights reserved

Mailing address:

406 Monroe Avenue, Falmouth, VA 22405

To contact the author by Internet email:

74170.3550@compuserve.com
shareware@aol.com

To print this form, click on the printer glyph:



Frontlets for Windows Registration Form:

I am submitting \$12.00* (U.S.A.) to register my copy of Frontlets for Windows. I understand that in return for my registration I will receive a fully registered copy and personalized (bearing my name). This registered version will contain hundreds of additional Scripture verses.

Your name: _____

Address: _____

City: _____ State: _____

Zip code: _____ Phone: _____

Email address (if any): _____

Specify diskette size desired: _____

*** Please print very, VERY clearly! ***

Make funds payable in U.S.A. dollars to:

**Philip Kapusta
406 Monroe Avenue
Falmouth, VA 22405 USA**

* Note: Customers living outside the U.S.A. must include \$2.00 additional for Air Mail costs. Virginia residents must add 4.5% sales tax.

Please allow 2-3 weeks for delivery.

Registrants who live in Canada, Australia, the United Kingdom or Europe may choose to pay in their native currency IF you mail CASH, otherwise a money order in U.S. \$ will be required. If mailing foreign cash, CONVERT FIRST to U.S. dollars

using the correct exchange rate, and wrap well in paper. No coins!

Please check with author before submitting your registration AFTER December 31, 1998 for current pricing. At that time send a self-addressed U.S. stamped envelope or international postal coupons for a reply or contact by email: shareware@aol.com or 74170.3550@compuserve.com.

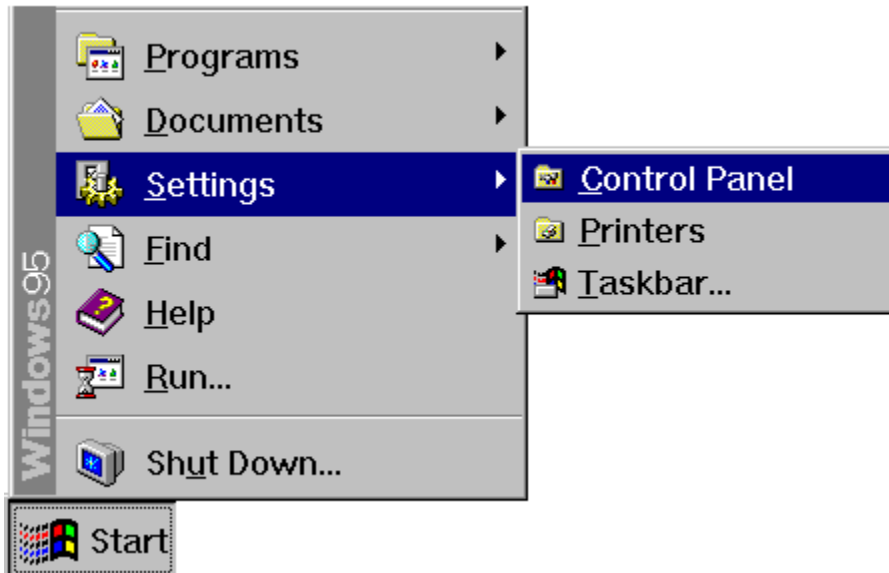
Compuserve members may register Frontlets for Windows using GO SWREG online registration service (program #10747).

To access the Control Panel in Windows 3.1x, locate the Main program window in Program Manager, then click on the icon "Control Panel".



[Click here to continue...](#)

To access the Control Panel in Windows 95, click on the "Start" button, then slide your mouse up to "Settings". Then select "Control Panel".



[Click here to continue...](#)

[Frontlets for Windows Registration Form:](#)

To view the registration form, click on the picture glyph below:



Frontlets is distributed as shareware software. Shareware is a software concept that allows users to evaluate software for a trial period. If during this trial period you find the software useful and plan to continue using it, you are then obligated to financially support the author. If you do not support the author with your registration, then you must delete the program and cease using it. Shareware relies totally on the honor system.

The author of Frontlets receives no royalties from the distribution of this program and relies totally upon users like yourself to support the shareware concept. If users do not support the author, the author goes unpaid for his labors.

A single license for use on one PC costs \$12.00 (U.S.)

For further information or questions, Email inquiries can be sent to either:

shareware@aol.com

74170.3550@compuserve.com

Installing Frontlets on your computer

To install ***Frontlets***, you must choose between:

Manual installation

or

Automatic installation

Manual installation

1) You will find the following files included with your ***Frontlets*** package:

FRONTLET.SCR
FRONTLET.KJV
FRONTLET.NIV
FRONTLET.HLP
FRONT_GO.EXE
FRONTCFG.EXE
FRONTLET.INF
INSTALL.EXE

If you wish to manually install ***Frontlets***, then you should first delete all of the INSTALL files (INSTALL.EXE and FRONTLET.INF). These 2 files are for the automatic installer. They are not necessary if you are manually installing ***Frontlets***.

2) Move all of the FRONTLETS files (FRONTLET.SCR, FRONTLET.KJV, FRONT_GO.EXE, FRONTCFG.EXE and FRONTLET.HLP) to your Windows directory. The Windows directory is typically C:\WINDOWS. You can use File Manager or Explorer to move the files. If you are at a DOS prompt instead, you can use:

```
C:>COPY FRONTLET.* C:\WINDOWS  
C:>DEL FRONTLET.*  
C:>DEL FRONTCFG.EXE  
C:>DEL FRONT_GO.EXE
```

3) Once the FRONTLET files are in the Windows directory, you must then use the Windows Control Panel to select this newly installed ***Frontlets*** screen saver.

Frontlets is just one of our many Bible and educational software titles.

If you like Frontlets then you may be interested in trying some of our other programs. Most of our programs are family, educational, or Bible related. For free, shareware evaluation copies, you can obtain the latest versions from the following sources:

If you have Internet access and a Web browser, surf to our Softword Technology Web site, at:

<http://members.aol.com/shareware/>

If you are an America Online member, use the keyword SOFTWARE to visit our software forum.

The following is a summary of our other programs that you may find of interest:

[Bible and inspirational software](#)

[Educational software](#)

[Productivity and utilities](#)

[Back to previous menu](#)

Disk Note Librarian

DISK NOTE LIBRARIAN is a file and disk cataloging utility that allows you to add descriptions & comments to each file name, including directories, on a disk. Descriptions can be up to 300 characters in length, & can easily be edited at a later date. Some of the features included are; on screen editing, a hot key for instant access to DOS, file view utility, file compression utilities, and many more. There's also file management utilities like; copy, delete, sort, attribute control, & quick glance. This program is ideal the home user and professional, who needs control of their software libraries.

The Disk Vendor

THE DISK VENDOR catalog on diskette authoring software

For businesses that would like an alternative to a printed product catalog THE DISK VENDOR offers a solution. THE DISK VENDOR is a software authoring system that allows your company to easily create professional looking menu driven catalogs for your customers that can be distributed via computer floppy diskette. Sell anything from "anchors" to "zippers". The program handles credit cards, large volume discounts, shipping and handling charges, printed order forms, custom opening & closing screens. Complete instructions are included with the program (on-disk) and a sample catalog. If you know how to use a word processor, then you have all the skill necessary to create your own on-line electronic catalog on a disk!

The DeskJet Survival Kit

A collection of useful utilities and tips for Hewlett-Packard DeskJet series printer. Includes instructions and diagrams for refilling empty inkjet cartridges, saving you \$\$\$'s! Also prints 2,

4 or 8 pages of micro text on 1 sheet! Also sets ESC codes. Includes TSR address grabber utility that will grab an address off the screen and send it to an envelope. A must have collection of utilities if you own a H/P DeskJet series printer.

Envelopes Plus...

ENVELOPES PLUS... is an easy to use, menu driven database for printing envelopes of all sizes, for printing 1 to 4 column mailing labels, and for printing Rolodex cards. The program can even dial phone numbers. Works with dot matrix, H/P DeskJet inkjets, and H/P laser printers. The program even allows the user to attach a 100 line memo field/file! Calculator, lots of extras. Intuitive DOS interface. Great for the beginner or novice (and even small businesses) to establish a database of names/contacts. The program does not require the user to know anything about database setup. Forget about indexes, data fields, and record names...the program allows you to begin entering data within 30 seconds after start-up. Supports Avery piggyback and sheet labels..

Electronic Text Publishing System

The Electronic Text Publishing System is used to make "electronic" books or magazines, such as tutorials, training manuals, or even works of literature.

The E-Text system allows you to create professional looking, royalty-free programs with minimal effort. E-Text uses text files that you create and compiles them into a menu driven "electronic" book, complete with a table of contents. If you know how to use a word processor, then you have all the skills necessary to publish your own "electronic" books on a disk.

E-Text also supports the use of 256-color .PCX images, submenus, executing DOS commands.

A sample electronic document has been included "Aesop's

Fables". To view, just type: READ [press ENTER]. Once you have seen what E-Text can do, take a look at the COMPILE.DOC documentation on how to create your own E-Texts using the included compiler.

Home Loan Diary

Want to earn 1729% on your money by investing in your home mortgage? Want to see what an extra \$25 principal per month will do to the length of your mortgage? HOME LOAN DIARY is one of the easiest to use mortgage amortization calculators around! Scroll back and forth through an amortization table just like a Lotus 1-2-3 spreadsheet. Great for playing "what-if". Powerful, yet very practical, for it shows you how much \$\$\$ you can save by prepaying a loan. Even tracks escrow accounts and allows user notes/comments to be attached to each loan. Written specifically for home owners.

The Paper Saver

The Paper Saver is a printer utility for all laser printers & Hewlett Packard DeskJet printers. It is a great solution for reducing the paper glut that comes when printing large ASCII text files. Prints up to 8 pages of text on every sheet in a tiny, but very readable font. Or you can use a standard 10 cpi font in various layouts (landscape, back and front sides, etc.) The program can print 1, 2, 4 or 8 pages on every sheet in single or double columns, front and/or back, collated. It even prints booklets. Menu driven, easy to navigate.

Type-It

TYPE-IT - Converts your dot matrix or daisy wheel printer into a typewriter. This utility allows you to print out notes, envelopes, etc. quickly, just as if your printer was a typewriter.

[Return to previous page](#)

Description:

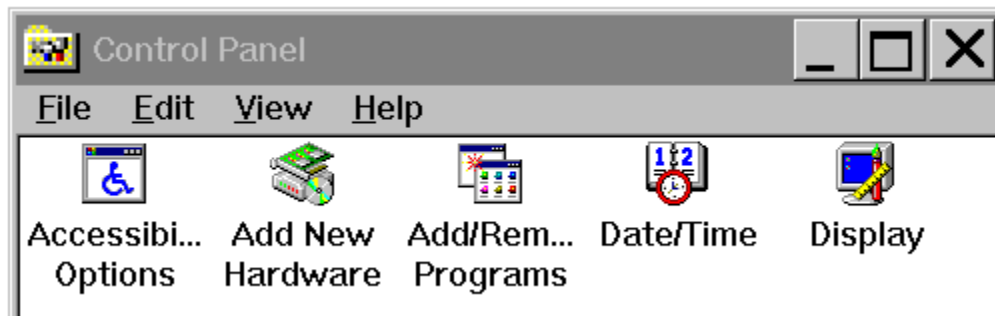
Frontlets is an inspirational Bible screen saver for Microsoft's Windows 3.1x and Windows 95. **Frontlets** will randomly display Bible verses in large, colorful letters. As a screen saver, the program will activate after a user specified time interval of keyboard inactivity. When the screen saver activates, a different Bible verse appears every 1-30 seconds until interrupted by keyboard or mouse activity. The Bible verses are display in large letters, and can be seen by others clearly halfway across a room. **Frontlets** will surely attract a passerby's attention.

Features:

Frontlets can be customised to suit your tastes. **Frontlets** can be configured to:

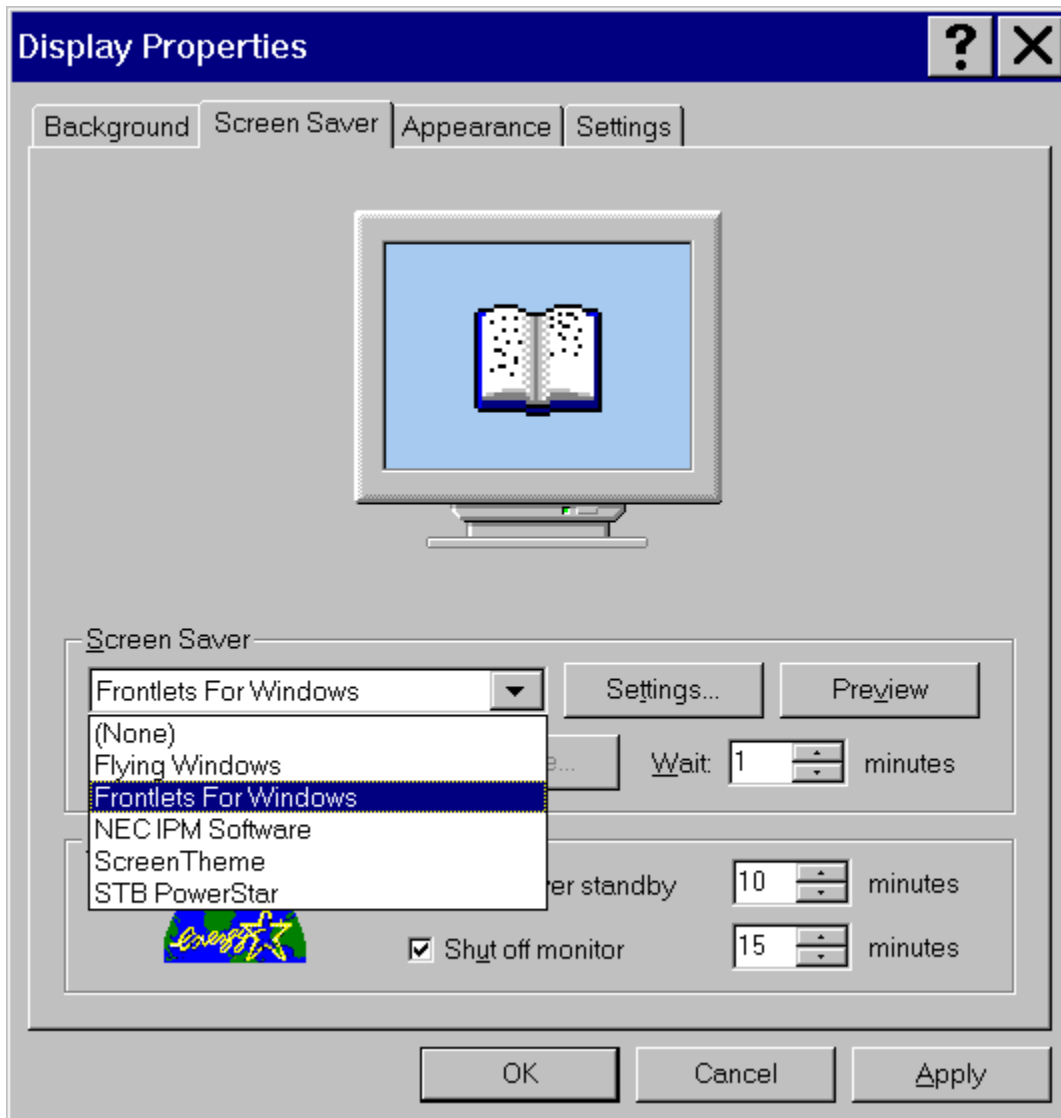
- *Scroll verses from right to left across your screen*
- *Display left or center justified verses in their entirety on your screen*
- *Use random colored backgrounds and fonts*
- *Use any font style and font size you wish*
- *Display a new verse every 5-30 seconds*
- *Password protect your computer (keep your computer secure while you are away from your PC).*

This is just a portion of the Control Panel as found in Windows 95. You want to select and double click the icon marked "Display" (see below).



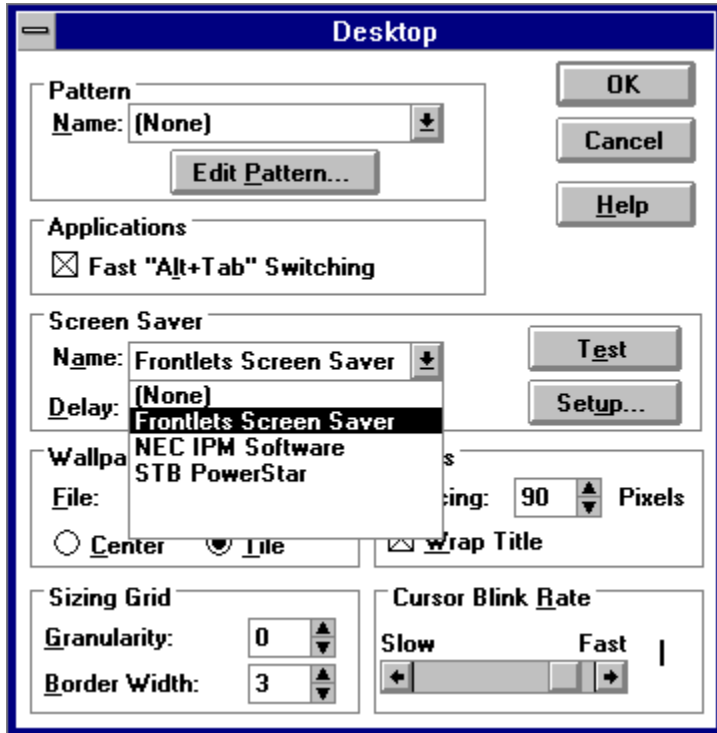
[Click here to continue...](#)

The following "Display" tabbed dialog will then appear. Click on the tab that is labeled "Screen Saver". Then click on the down arrow button next to the "Screen Saver" section. This will display a drop down pick list, from which you will find the newly installed **Frontlets** screen saver. If you wish to custom configure **Frontlets** at this time, you may click on either the "Settings" or "Preview" buttons.



[Click here to return to the Main Menu.](#)

The following "Desktop" window will then appear. Then click on the down arrow button next to the "Screen Saver" section. This will display a drop down pick list, from which you will find the newly installed **Frontlets** screen saver. If you wish to custom configure **Frontlets** at this time, you may click on either the "Test" or "Setup" buttons.



[Click here to return to the Main Menu...](#)

